





# Scientifix are your Centrifuge Specialists

**No other company offers as wide a range**

**Contact Scientifix for a competitive quote and specialist advice**

TYPE: MICRO / SPIN DOWN	
	
BRAND	DYNAMICA
MODEL	Velocity 6m
SPEED (RPM)	6,000 (fixed)
RCF (x g)	2,910 (fixed)
CAPACITY 1	8 x 1.5 / 2 mL tubes
CAPACITY 2	16 x 0.2 mL PCR tubes / strips
TYPE	Bench
REFRIGERATION	No

TYPE: MINI / NUCLEIC ACID PRECIPITATION			
			
BRAND	DYNAMICA	PROFUGE	PROFUGE
MODEL	Velocity 13m	14K	14D
SPEED (RPM)	13,500 (variable)	14,000 (variable)	13,300 (variable)
RCF (x g)	12,300 (variable)	16,000 (variable)	16,300 (variable)
CAPACITY 1	12 x 1.5 / 2 mL tubes	18 x 1.5 / 2 mL tubes	24 x 1.5 / 2 mL tubes
CAPACITY 2	32 x 0.2 mL PCR tubes / strips	18 x 0.2 or 0.5 mL tubes	24 x 0.2 or 0.5 mL tubes
TYPE	Bench	Bench	Bench
REFRIGERATION	No	No	No

**TYPE: VERSATILE HIGH SPEED**







<b>BRAND</b>	HITACHI	HITACHI
<b>MODEL</b>	CT15E	CT15RE
<b>SPEED (RPM)</b>	15,000 (variable)	15,000 (variable)
<b>RCF (x g)</b>	21,500 (variable)	21,500 (variable)
<b>CAPACITY 1</b>	24 x 1.5 / 2 mL tubes	24 x 1.5 / 2 mL tubes
<b>CAPACITY 2</b>	32 x 0.2 mL PCR tubes / strips	32 x 0.2 mL PCR tubes / strips
<b>TYPE</b>	Bench	Bench
<b>REFRIGERATION</b>	No	Yes

**TYPE: VERSATILE HIGH SPEED CONT.**






<b>BRAND</b>	DYNAMICA	DYNAMICA
<b>MODEL</b>	Velocity 14	Velocity 14R
<b>SPEED (RPM)</b>	14,000 (variable)	14,000 (variable)
<b>RCF (x g)</b>	18,728 (variable)	18,728 (variable)
<b>CAPACITY 1</b>	24 x 1.5 / 2 mL tubes	24 x 1.5 / 2 mL tubes
<b>CAPACITY 2</b>	4 x 50 mL conical tubes	4 x 50 mL conical tubes
<b>TYPE</b>	Bench	Bench
<b>REFRIGERATION</b>	No	Yes




TYPE: VERSATILE HIGH SPEED CONT.		
		
<b>BRAND</b>	DYNAMICA	TECHCOMP
<b>MODEL</b>	V18R	CT15RT
<b>SPEED (RPM)</b>	18,000 (variable)	15,000 (variable)
<b>RCF (x g)</b>	27,070 (variable)	23,300 (variable)
<b>CAPACITY 1</b>	4 x 50 mL conical tubes	4 x 50 mL conical tubes
<b>CAPACITY 2</b>	24 x 1.5 / 2 mL tubes	24 x 1.5 / 2 mL tubes
<b>TYPE</b>	Bench	Bench
<b>REFRIGERATION</b>	Yes	Yes



TYPE: VERSATILE HIGH CAPACITY		
		
<b>BRAND</b>	HITACHI	HITACHI
<b>MODEL</b>	CT6E	CT6EL
<b>SPEED (RPM)</b>	6,000 (variable)	6,000 (variable)
<b>RCF (x g)</b>	4,770 (variable)	4,770 (variable)
<b>CAPACITY 1</b>	4 x 50 mL conical tubes	8 x 50 mL conical tubes
<b>CAPACITY 2</b>	4 x 96 well microplates	16 x 96 well microplates
<b>TYPE</b>	Bench	Bench
<b>REFRIGERATION</b>	No	No




**TYPE: VERSATILE HIGH CAPACITY CONT.**

			
<b>BRAND</b>	FROILABO	FROILABO	FROILABO
<b>MODEL</b>	SW9	SW9R	SW9RH
<b>SPEED (RPM)</b>	7,700 (variable)	7,700 (variable)	7,700 (variable)
<b>RCF (x g)</b>	9,200 (variable)	9,200 (variable)	9,200 (variable)
<b>CAPACITY 1</b>	8 x 50 mL conical tubes	8 x 50 mL conical tubes	8 x 50 mL conical tubes
<b>CAPACITY 2</b>	4 x 96 well microplates	4 x 96 well microplates	4 x 96 well microplates
<b>TYPE</b>	Bench	Bench	Floor Standing
<b>REFRIGERATION</b>	No	Yes	Yes



**TYPE: VERSATILE HIGH CAPACITY CONT.**

			
<b>BRAND</b>	FROILABO	FROILABO	FROILABO
<b>MODEL</b>	SW12	SW12R	SW12RH
<b>SPEED (RPM)</b>	7,700 (variable)	7,700 (variable)	7,700 (variable)
<b>RCF (x g)</b>	9,200 (variable)	9,200 (variable)	9,200 (variable)
<b>CAPACITY 1</b>	16 x 50 mL conical tubes	16 x 50 mL conical tubes	16 x 50 mL conical tubes
<b>CAPACITY 2</b>	8 x 96 well microplates	8 x 96 well microplates	8 x 96 well microplates
<b>TYPE</b>	Bench	Bench	Floor Standing
<b>REFRIGERATION</b>	No	Yes	Yes




TYPE: VERSATILE HIGH CAPACITY CONT.		
		
<b>BRAND</b>	FROILABO	FROILABO
<b>MODEL</b>	SW20RH	SW20RHS
<b>SPEED (RPM)</b>	7,000 (variable)	7,000 (variable)
<b>RCF (x g)</b>	9,200 (variable)	9,200 (variable)
<b>CAPACITY 1</b>	6 x 1,000 mL bottles	6 x 2,010 mL conical tubes
<b>CAPACITY 2</b>		12 x 600 mL blood bags
<b>TYPE</b>	Floor Standing	Floor Standing
<b>REFRIGERATION</b>	Yes	Yes

TYPE: VERSATILE HIGH CAPACITY CONT.			
			
<b>BRAND</b>	DYNAMICA	HITACHI	HITACHI
<b>MODEL</b>	V10R	CF15RXII	CF16RXII
<b>SPEED (RPM)</b>	10,000 (variable)	15,000 (variable)	16,000 (variable)
<b>RCF (x g)</b>	12,740 (variable)	22,200 (variable)	22,200 (variable)
<b>CAPACITY 1</b>	32 x 50 mL conical tubes	4 x 50 mL conical tubes	8 x 50 mL conical tubes
<b>CAPACITY 2</b>	4 x 750 mL bottles	36 x 1.5 / 2 mL tubes	12 x 96 well microplates
<b>TYPE</b>	Bench	Floor standing	Floor standing
<b>REFRIGERATION</b>	Yes	Yes	Yes




**TYPE: VERSATILE HIGH CAPACITY CONT.**

		
<b>BRAND</b>	HITACHI	HITACHI
<b>MODEL</b>	CF9RX	CF12RX
<b>SPEED (RPM)</b>	9,000 (variable)	12,000 (variable)
<b>RCF (x g)</b>	10,600 (variable)	16,100 (variable)
<b>CAPACITY 1</b>	8 x 50 mL conical tubes	8 x 50 mL conical tubes
<b>CAPACITY 2</b>	4 x 500 mL bottles	48 x 1.5 / 2 mL tubes
<b>TYPE</b>	Floor standing	Floor standing
<b>REFRIGERATION</b>	Yes	Yes




**TYPE: HIGH CAPACITY / HIGH SPEED.**

			
<b>BRAND</b>	HITACHI	HITACHI	HITACHI
<b>MODEL</b>	CR21GIII	CR22GIII	CR7
<b>SPEED (RPM)</b>	21,000 (variable)	22,000 (variable)	7,000 (variable)
<b>RCF (x g)</b>	50,300 (variable)	55,200 (variable)	11,100 (variable)
<b>CAPACITY 1</b>	8 x 50 mL conical tubes	30 x 1.5 / 2 mL tubes	6 x 1,000 mL bottles
<b>CAPACITY 2</b>	4 x 1,000 mL bottles	4 x 1,000 mL bottles	12 x 400 mL blood bags
<b>TYPE</b>	Floor standing	Floor standing	Floor standing
<b>REFRIGERATION</b>	Yes	Yes	Yes




**TYPE: ULTRA SPEED**

			
<b>BRAND</b>	HITACHI	HITACHI	HITACHI
<b>MODEL</b>	CP100WX	CP90WX	CP80WX
<b>SPEED (RPM)</b>	100,000 (variable)	90,000 (variable)	80,000 (variable)
<b>RCF (x g)</b>	803,000 (variable)	700,000 (variable)	615,000 (variable)
<b>CAPACITY 1</b>	6 x 230 mL tubes	6 x 230 mL tubes	6 x 230 mL tubes
<b>CAPACITY 2</b>	72 x 0.23 mL tubes	72 x 0.23 mL tubes	72 x 0.23 mL tubes
<b>TYPE</b>	Floor standing	Floor standing	Floor standing
<b>REFRIGERATION</b>	Yes	Yes	Yes


**TYPE: ULTRA SPEED CONT.**

			
<b>BRAND</b>	HITACHI	HITACHI	HITACHI
<b>MODEL</b>	CP70ME	CS120GXII	CS150GXII
<b>SPEED (RPM)</b>	70,000 (variable)	120,000 (variable)	150,000 (variable)
<b>RCF (x g)</b>	505,000 (variable)	771,000 (variable)	1,050,000 (variable)
<b>CAPACITY 1</b>	6 x 230 mL tubes	6 x 25 mL tubes	6 x 25 mL tubes
<b>CAPACITY 2</b>	72 x 0.23 mL tubes	20 x 0.23 mL tubes	20 x 0.23 mL tubes
<b>TYPE</b>	Floor standing	Floor standing	Floor standing
<b>REFRIGERATION</b>	Yes	Yes	Yes

**TYPE: ULTRA SPEED CONT.**

			
<b>BRAND</b>	HITACHI	HITACHI	HITACHI
<b>MODEL</b>	CS150NX	CC40NX	CC40S
<b>SPEED (RPM)</b>	150,000 (variable)	40,000 (variable)	40,000 (variable)
<b>RCF (x g)</b>	1,050,000 (variable)	118,000 (variable)	118,000 (variable)
<b>CAPACITY 1</b>	6 x 25 mL tubes	8 litres batch centrifugation	1.6 litres batch centrifugation
<b>CAPACITY 2</b>	20 x 0.23 mL tubes	7.7 litres continuous flow	
<b>TYPE</b>	Bench	Floor standing	Floor standing
<b>REFRIGERATION</b>	Yes	Yes	Yes

**TYPE: BLOOD WASHING**

	
<b>BRAND</b>	HITACHI
<b>MODEL</b>	MC450
<b>SPEED (RPM)</b>	1,200 / 3,000
<b>RCF (x g)</b>	190 / 1,180
<b>CAPACITY 1</b>	24 x blood tubes
<b>CAPACITY 2</b>	N/A
<b>TYPE</b>	Bench
<b>REFRIGERATION</b>	No

**Please note:** Centrifuge capacities are only representative. Please contact Scientifix for full range of tubes and rotors

**Also available:**

- ◆ Centrifugation accessories
- ◆ Servicing of all major centrifuge brands